

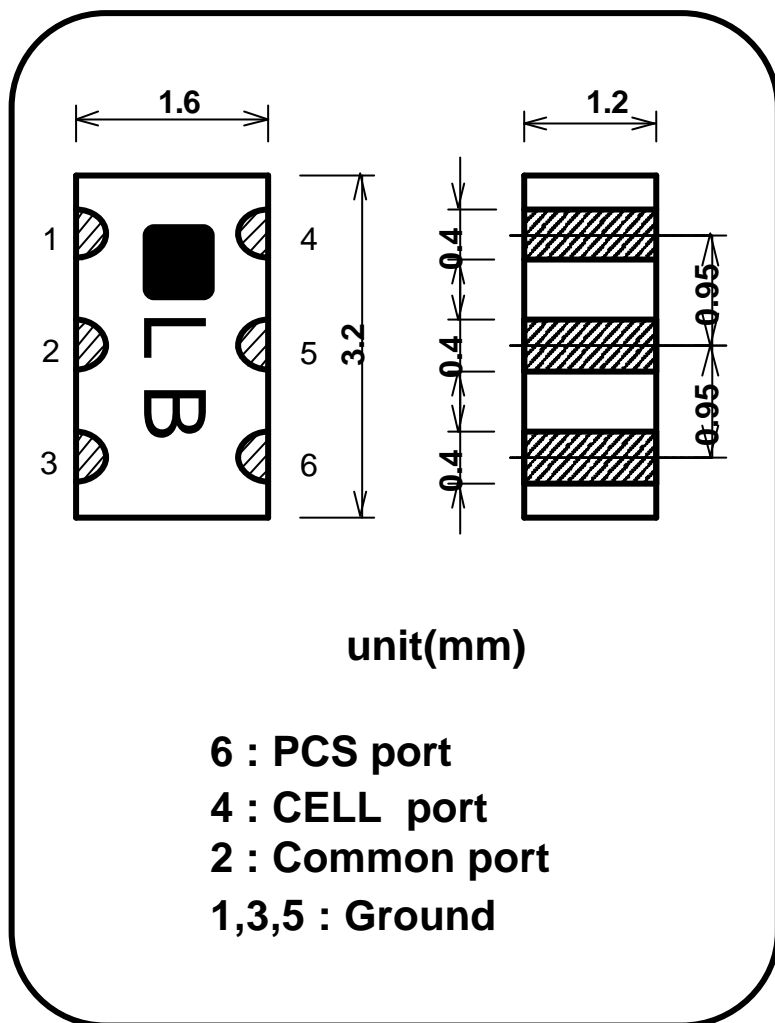
3216 Size  
Chip Multilayer Diplexer  
with Low Pass Filter  
for CELL/PCS  
**FSLF-190LB-K**

All the technical data and information contained herein are subject to change without notice.



**LF-FSLF-190LB-K-0410A**

## Shape & Size



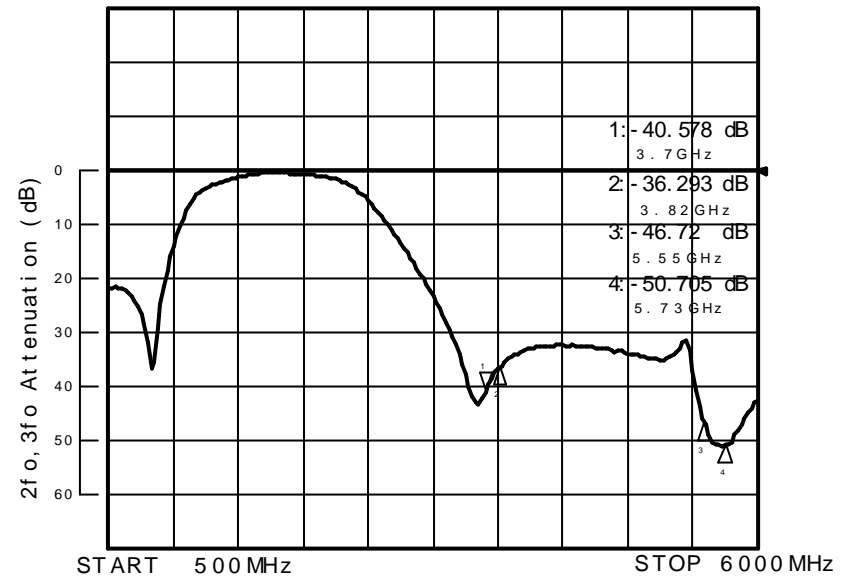
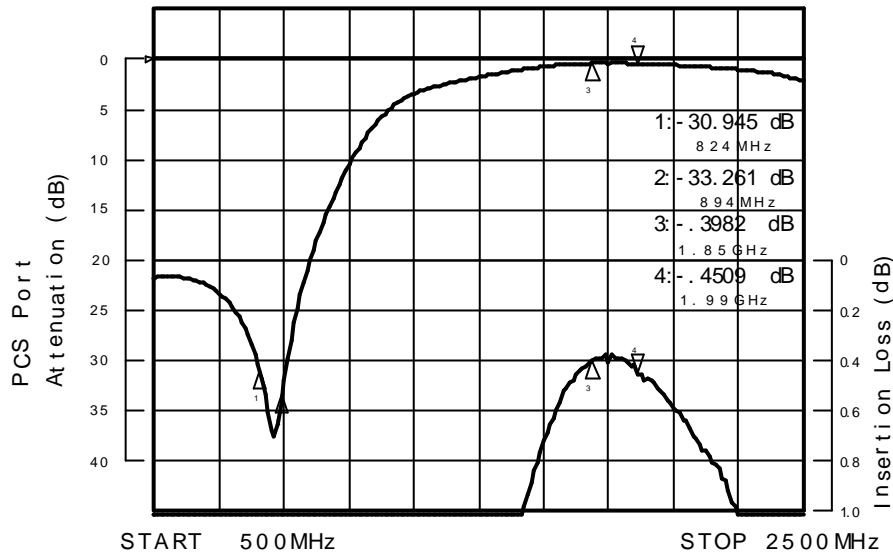
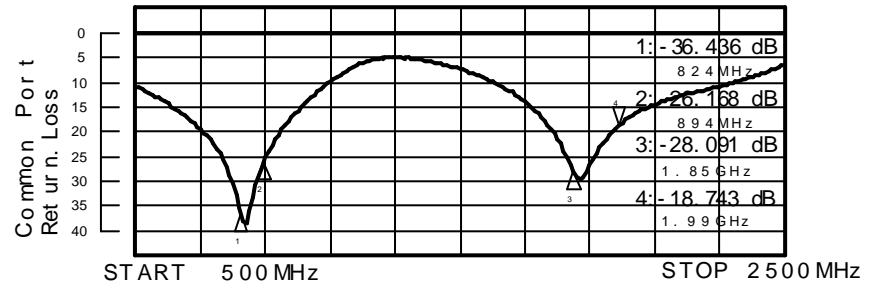
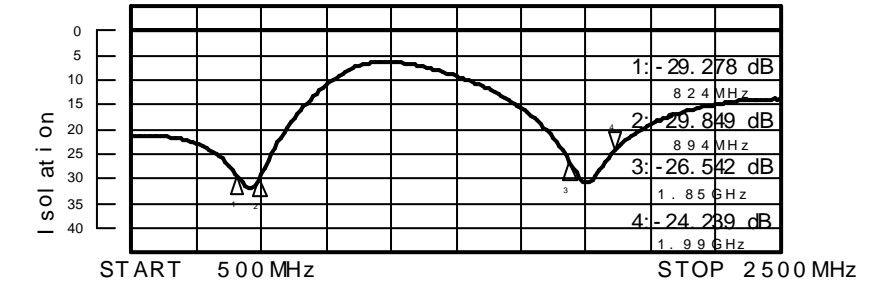
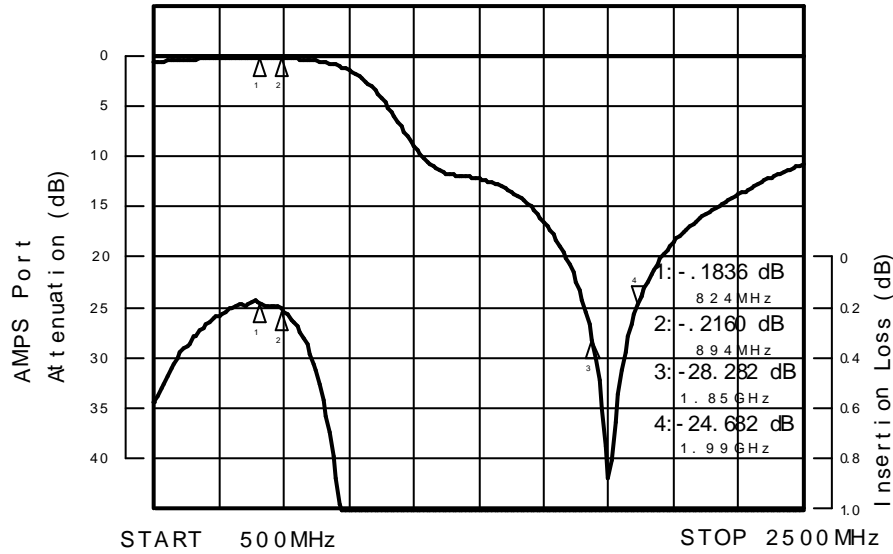
## Specifications

Frequency Range	f1:824-894MHz
	f2:1850-1990MHz
Insertion Loss in f1 AMPS $\Leftrightarrow$ Common	0.4dB Max.(at +25deg) 0.5dB Max.(at -35to+85deg)
Insertion Loss in f2 PCS $\Leftrightarrow$ Common	0.7 dB Max.(at +25deg) 0.8dB Max.(at -35to+85deg)
Attenuation AMPS $\Leftrightarrow$ Common	18 dB Min. (in f2) 10 dB Min.(in 1648-1698MHz) 5 dB Min.(in 2472-2547MHz)
Attenuation PCS $\Leftrightarrow$ Common	20 dB Min. (in f1) 22 dB Min. (in 3700 - 3820MHz) 22 dB Min. (in 5550 - 5730MHz)
Return Loss (all port)	12 dB Min.
Power Capacity	2W Max. (CW)
Temperature Range	- 35 to +85deg

All the technical data and information contained herein are subject to change without notice.

LF-FSLF-190LB-K-0410A

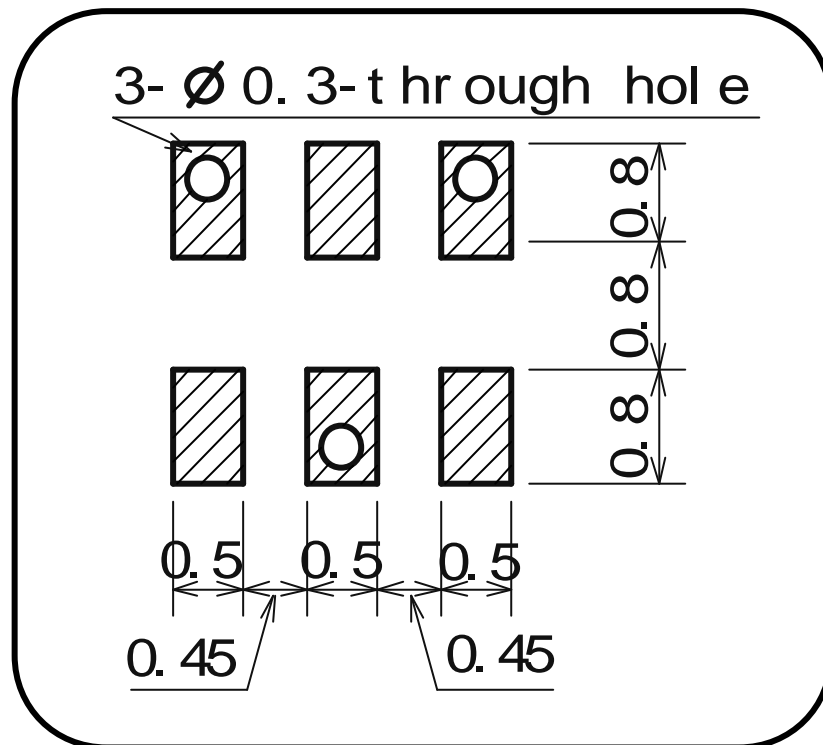
# FSLF-190LB-K SAMPLE DATA



All the technical data and information contained herein are subject to change without notice.

**LF-FSLF-190LB-K-0410A**

## Foot Pattern



## Foot Pattern Example

